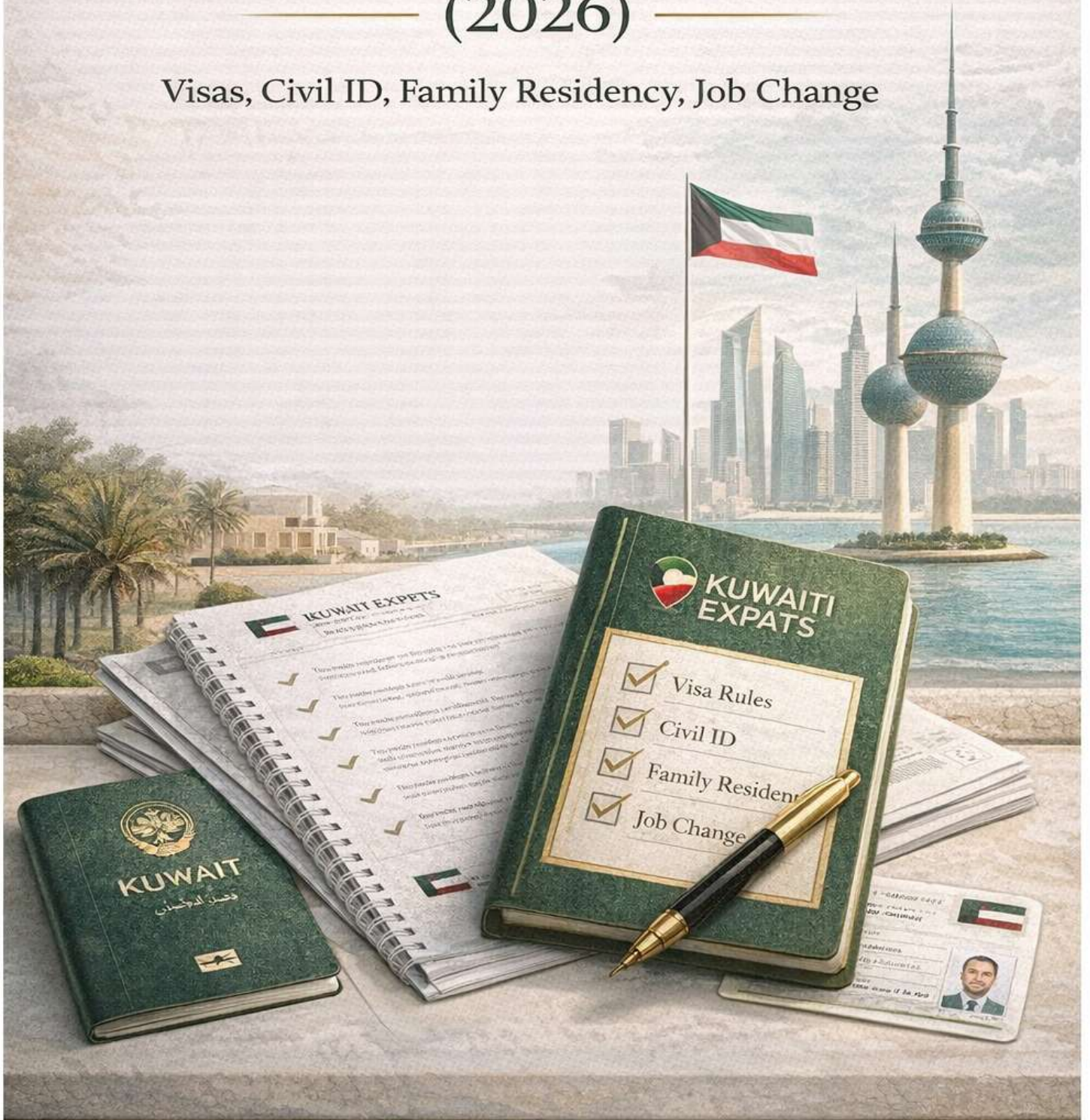




Kuwait Visa Guide

(2026)

Visas, Civil ID, Family Residency, Job Change



Who Is This Guide For?

- ✓ First-time expats moving to Kuwait
- ✓ Job holders changing to a Kuwaiti employer
- ✓ Families relocating to sponsor loved ones
- ✓ Freelancers seeking self-sponsored visas
- ✓ Employers ensuring their expat workforce is fully compliant



What's Inside This Guide

Here's what you'll find inside:



Visa Types

Learn about tourist, work^h, dependent, and other visa categories.



Civil ID & Residency

How to obtain and renew your Civil ID card and maintain residency.



Family Visas & Sponsorship

Steps to sponsor family members for residency.



Job Change Procedure

How to legally transfer to a new employer within Kuwait.



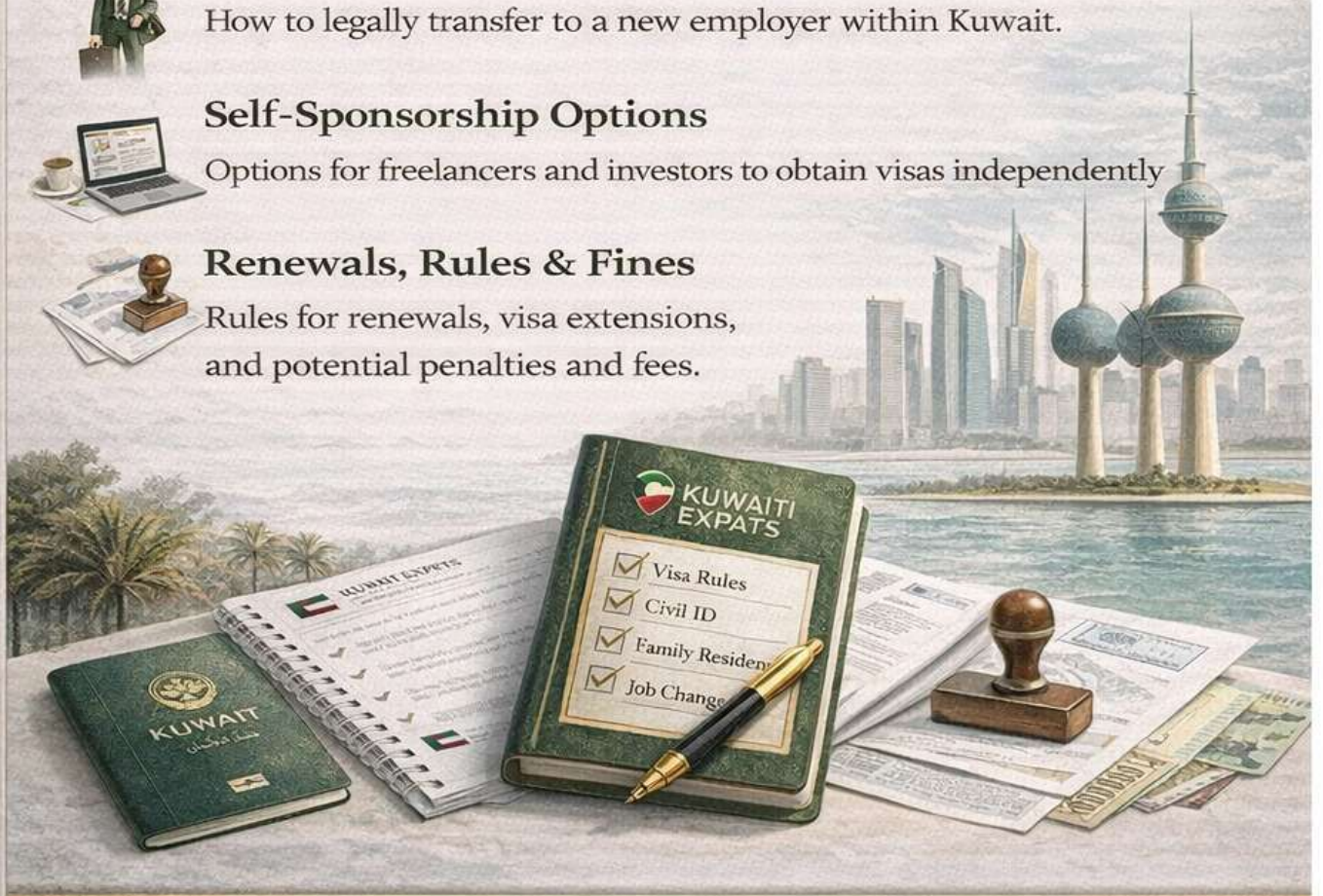
Self-Sponsorship Options

Options for freelancers and investors to obtain visas independently



Renewals, Rules & Fines

Rules for renewals, visa extensions, and potential penalties and fees.



Essential Kuwait Visa Documents

Here are the documents commonly required for most visa types:



Passport valid for at least 6 months

Passport-sized photos (4.5 x 3.5 cm, white background)



Attested educational certificates (degree, diploma)



Proof of accommodation

(rental contract, hotel booking, family sponsorship)



Medical and police clearance certificates (when applicable)




Country-specific requirements

(current job offer, attested certificates, infofingerprinting)



Recommended:

5-8-copies of key documents for convenience and safety.



Kuwait Visa Rules Overview

Here are the documents commonly required for most visa types:



Sponsor-Based System

Visa sponsorship is mandatory.

Employers must act as sponsor for work visas.



Attested educational certificates (degree, diploma)



Proof of accommodation

(rental contract, hotel booking, family sponsorship)



Medical and police clearance certificates (when applicable)



Country-specific requirements

Options for freelancers are “attested in your home country.”



Common Misunderstandings

- Don't assume your employer will handle everything.
- Understand the exact type of visa you need.
- Ensure all documents are attested in your home country.



Realistic Timelines & Tips

Kuwait visas can take anywhere from a few weeks to a few months. Here's what to expect:



Best Case: 2-3 weeks with all *correct documents*

- Efficient sponsor (HR) handling
- No family dependents
- Less crowded time of year




Normal Case: 4-8 weeks for most expat work visas

- Includes medical tests, Civil ID wait
- Commonly 6-10 weeks for family visas
- Holiday periods may extend this.



Delayed Case: 8+ weeks in case of errors or peak busy seasons

- Issues with documentation
- Delays in attestation or medical screening
- Sponsor processing backlog



Civil ID & Residency

After entering Kuwait on a work or family visa, here is the Civil ID process to legally reside:



Undergo Medical Tests

Blood tests and a chest X-ray to check for communicable diseases.



Fingerprinting

Fingerprinting (biometrics) is usually processed at a designated police station.



Apply for Residency Visa (Iqama)

Submit visa, medical report, and fingerprints to sponsor for residency application.



Obtain Civil ID Card

Fill the Civil ID application form.

- Visit PACI to submit forms and photos.
- Receive Civil ID card within 2-3 weeks.



Carry Your Civil ID

Your Civil ID is essential for accessing services,

- Proof of residency, and travel within GCC countries.



Renew Annually

Renew the Civil ID yearly with updated documents.



Family Visas & Sponsoring Relatives

Expatriates in Kuwait can sponsor their immediate family members for residency. Here's the key requirements:



Minimum Salary Requirement

KWD 500 monthly salary to sponsor spouse and children; KWD 800 for parents.



Family Members Allowed

Husband, wife, and children, in some cases, parents can be sponsored.



Proof of Relationship (ana lqama)

Submit visa, medical report, and fingerprints to spouses and children; new-borns get residency.



Housing Requirement

Tenancy agreement as proof of adequate housing for the family.



Documents & Attestation

Submit attested marriage/birth certificates, passport copies, salary certificate, rental agreement, and sponsor's Kuwaiti Civil ID.



Tips for Successful Sponsorship:

- ✓ Keep documents updated and attested.
- ✓ Apply early to account for processing times.
- ✓ Make sure family medical tests are cleared as required.

Tips for Successful Sponsorship:

- ✓ Keep documents updated and attested
- ✓ Apply early to account for processing times.
- ✓ Make sure family medical tests are cleared as required.



Self-Sponsored Visas

Freelancers, investors, and entrepreneurs can obtain a self-sponsored visa to reside independently in Kuwait. Here's how:



Freelance Residence Visa

Open to skilled professionals such as consultants or freelancers with a focus on business.



Investor Visa

Available for those investing in or starting a business in Kuwait, with a minimum investment required (varies by sector).



Retirement Visa

For retirees over 55 with financial self-sufficiency. Must show proof of stable income, savings, or pension (minimum amount varies)




Documents & Attestation

Submit attested marriage/birth certificates, passport copies, salary certificate, rental agreement, and sponsors,



Tips for Applying for Self-Sponsorship:

- ✓ Prepare a solid business plan or financial documentation.
- ✓ Submit business registration and required licenses (for investors),
- ✓ Seek the help of a local Kuwaiti consultant or agency for guidance



Visa Renewals, Rules & Fines

Stay compliant with Kuwait's visa rules by renewing on time and understanding the regulations to avoid fines:



Key Renewal Points

- **Renewal Frequency:**

Most work, dependent, and self-sponsored visas require annual renewals. Civil IDs must be renewed on the same schedule.



- **Document Preparation:**

Gather updated documents such as a salary certificate, work permit, and Civil ID ahead of time.



- **Submission Timeline:**

Start the renewal process at least 1-2 months before expiration. Avoid last-minute hurdles.



Fines for Violations

Daily fines apply if you overstay a visa past its expiry date, calculated per day late.



Tips to Avoid Fines

- ✓ Set reminders and start renewals early,
- ✓ Keep all your documents updated and attested.
- ✓ Consult an expert if unsure about rules or questions arise.



Step-by-Step Renewal Checklist

Follow these steps to renew your visa efficiently and on time in Kuwait:



Start Early: Begin the renewal process 1-2 months before your visa expires.



Update Documents: Obtain a recent salary certificate, up-to-date work permit, rental contract, and passport copy.



Medical Checks (if required)

Complete any required medical tests and obtain a health clearance report.



Submit Renewal Application:

Visit the Immigration Office to submit your renewal application with all updated documents.



Pay Fees

Pay the renewal fees online or at the Immigration Office.



Collect New Civil ID:

Once renewed, visit PACI to collect your new Civil ID card.



Tips to Avoid Fines:

- ✓ Set reminders and start renewals early.
- ✓ Keep all your documents updated and attested.
- ✓ Consult an expert if unsure about rules or questions arise.



Common Visa Problems & Solutions

Encountering visa issues in Kuwait can be frustrating, but most problems have solutions. Here are some common ones and how to tackle them:



Delays in Processing:

Slow processing is often due to incomplete documentation or congestion at government offices.

Solution: Check for missing documents or seek updates through your sponsor.



Medical Test Issues:

If you fail initial medical tests, retesting or treatment may be necessary.

Solution: Follow up with the medical center, and obtain any needed treatments for retesting.



Sponsorship Problems:

Issues with sponsors including lack of cooperation or job loss.

Solution: Seek a new job with a transfer or consult a legal advisor.



Visa Rejection:

Rejections can stem from ineligibility, documentation errors, or an inconsistent work history.

Solution: Review requirements, address deficiencies, and consider getting assistance.



Civil ID Issues:

Problems renewing Civil IDs due to information mismatch or late applications.



Tips to Avoid Fines:

- ✓ Set reminders and start renewals early.
- ✓ Keep all your documents updated and attested.
- ✓ Consult an expert if unsure about rules or questions arise.



Visa Tips for New Arrivals

Moving to Kuwait? Here's a checklist to make your transition smooth when you first arrive:



Delays in Processing:

Slow processing is often due to incomplete documentation or congestion at government offices.



Health & Financial Clearance:

Have medical tests, police clearance, attested documents from home country.

Solution: Follow up with the medical center, and obtain any needed



Sponsorship Problems:

Issues with sponsors including lack of cooperation or job loss.

Solution: Seek a new job with a transfer or consult a legal advisor.



Update Your Sponsor:

Provide your sponsor with your travel information to arrange airport pickup or coordinate for initial.



Expect Processing Time:

Rejections can stem from ineligibility, documentation errors, or an inconsistent work history.



Learn Basic Arabic:

Knowing simple Arabic phrases can help you navigate daily life, necessarily.

Your First Week Essentials:

- ✓ 10 Passport Photos
- ✓ Medical Clearance.
- ✓ Attested & Translated Docs.
- ✓ Entry Visa Copy



Useful Contacts & Resources

Keep these handy contacts in Kuwait for visa inquiries and assistance:



MOI Visa Inquiries:

Ministry of Interior hotline for visa applications and issues.

Website: moi.gov.kw

Phone: +965 1888 888



PACI for Civil ID:

Public Authority for Civil Information, responsible for Civil ID issuance.

Website: paci.gov.kw

Phone: +965 1889 988



Residency Affairs Office:

Visit your local residency affairs department for visa processing and renewals.
21 Branches across Kuwait.



Embassy or Consulate:

Your home country's embassy can assist with attestation, lost documents, or legal issues.

Website: (Check specific embassy website)

Phone: (Check specific embassy number)



Legal & Medical Support:

Seek local Kuwaiti legal or medical clinics for visa-related law advice and medical tests.

Emergency Numbers:

- ✓ Police: 112
- ✓ Ambulance: 112
- ✓ Fire Service: 112
- ✓ International Hotline: +965 112



Thank You & Safe Travels!

Keep these handy contacts in Kuwait for visa inquiries and assistance:



MOI Visa Inquiries:

Ministry of Interior hotline for visa applications and issues.

Website: mol.gov.kw

Phone: +965 1888 888



PACI for Civil ID:

Public Authority for Civil Information, responsible for Civil ID issuance.

Website: paci.gov.kw

Phone: +965 1889 988



Residency Affairs Office:

Visit your local residency affairs department for visa processing and renewals.

21 Branches across Kuwait.



Embassy or Consulate:

Your home country's embassy can assist with attestation, lost documents, or legal issues.



Legal & Medical Support:

Seek local Kuwaiti legal or medical clinics for visa-related law advice and medical tests.

Emergency Numbers:

- ✓ Police: 112
- ✓ Ambulance: 112
- ✓ Fire Service: 112
- ✓ International Hotline: +965 112

Good Luck!

